

R A J A S T H A N H O U S I N G B O A R D
BALANCE SHEET AS ON 31st MARCH, 2018

(90)

COMPARATIVE FIGURES OF LAST YEAR 2016 - 017	P A R T I C U L A R S (E X P E N D I T U R E S)	DETAILS	AMOUNT (RUPEES)	COMPARATIVE FIGURES OF LAST YEAR 2016 - 017	P A R T I C U L A R S (R E C E I P T S)	DETAILS	AMOUNT (RUPEES)
23386100.00	CAPITAL LOAN (AS PER STATEMENT NO II CR)		6288000.00	10512669039.39	PREMIES (WORKS) B/F (2016-2017)		11173909274.15
906428936.73	DEPOSITS (AS PER STATEMENT NO III)		9623920331.23	4130491521.03	ADD : DURING THE YEAR		2191690650.45
0.00	EMPLOYEES P.F/GPF (AS PER STATEMENT NO III)		198807.00	3469251286.27	LESS: SALES WRITTEN OFF		2838148706.70
30618035.59	ANCILLARY SERVICE SCHEME FUND (AS PER STATEMENT NO III)		42884087.59	11173909274.15	NET : PROPERTIES (AS PER STATEMENT NO II DR)		10527457217.90
0.00	DEBENTURE REDEMPTION FUND (AS PER STATEMENT NO III)		0.00	164273081.90	OFFICE BUILDING B/F (2016-2017)		1504310055.90
37350600.04	MAINTENANCE RESERVE FUND (AS PER STATEMENT NO III)		37150600.04	2866004.00	ADD : DURING THE YEAR		607645.00
2523255360.55	CONTINGENCIES EQUALIZATION RESERVE FUND		2656872141.71	167990300.00	LESS: DEPRECIATION		15086795.35
18771722.18	ADD : DURING THE YEAR (CHARGED TO WORKS)		103850951.98	150430055.90	NET : OFFICE BUILDING (AS PER STATEMENT NO II DR)		135950905.55
54099451.00	LESS : C.E.R UTILISED		198870876.00	41767821.00	ASHOK UDYAN AND TECHNOLOGY PARKS B/F (2016-2017)		38071862.00
2658873141.71	NET : C.E.R (AS PER STATEMENT NO III)		2561853217.69	533262.00	ADD : DURING THE YEAR		130472.00
8394835.56	SUSPENSE		22262309.84	4292221.00	LESS: DEPRECIATION		3813709.00
761250161.40	INTEREST DUE BUT NOT PAID		746916930.91	28121.50	NET : ASHOK UDYAN AND TECHNOLOGY PARKS (AS PER STATEMENT NO II DR)		34388625.00
0.00	LIABILITY FOR PENSION FUND		0.00	28121.50	CONSTRUCTION OF CASTING YARDS B/F (2016-2017)		253093.50
0.00	LIABILITY FOR INCOME TAX		0.00	253093.50	ADD : DURING THE YEAR		23509.00
0.00	LIABILITY FOR FBT		0.00	28121.50	LESS: DEPRECIATION		227784.50
1890000.00	UNLIQUIDATED LIABILITIES (UP TO 2016-2017)		1890000.00	6573274.00	NET : CASTING YARDS (AS PER STATEMENT NO II DR)		227784.50
687400.00	PAY & ALLOWANCES		687400.00	715781.00	TOOLS AND PLANTS B/F (2016-2017)		6213736.00
0.00	AUDIT FEES		0.00	1075319.00	ADD : DURING THE YEAR		732467.00
0.00	OTHERS		0.00	62157316.00	LESS: DEPRECIATION		986995.42
18093000.00	PAY & ALLOWANCES		57481000.00	12950159.76	NET : TOOLS & PLANTS (AS PER STATEMENT NO II DR)		5939207.58
2672600.00	AUDIT FEES		4052000.00	398552.00	FURNITURE, FIXTURES, OFFICE EQUIPMENTS & VEHICLES B/F (2016-2017)		11734148.78
1508687.00	OTHERS		0.00	1614563.00	ADD : DURING THE YEAR		1287932.82
38429687.00	TOTAL UNLIQUIDATED LIABILITIES		64110400.00	6410400.00	LESS: DEPRECIATION		1495157.26
582034927.73	REVENUE SURPLUS B/F (2016-2017)		6167050945.75	11734148.78	NET : FURNITURE, FIXTURES, OFFICE EQUIPMENTS & VEHICLES (AS PER STATEMENT NO II DR)		11526924.24
0.00	LESS: INCOME TAX		0.00	1113938309.99	SUSPENSE WORKS (2016-2017)		1231664015.99
346801353.02	ADD : REVENUE SURPLUS B/F (2017-2018) (TRANSFERRED FROM NET REVENUE AC)		211925251.18	286770001.82	ADD : DURING THE YEAR		189498949.00
				1690429593.82	LESS: ADJUSTED DURING THE YEAR		109397938.00
				1231664015.99	NET : SUSPENSES WORKS (AS PER STATEMENT NO I CR)		1311765026.99
				0.00	MISC. EXPENSES CAPITALISED B/F (2016-2017)		0.00
				0.00	LESS: TRANSFERRED TO REVENUE AC		0.00
				0.00	NET : MISC. EXPENSES CAPITALISED		0.00
				42076.00	EMPLOYEES P.F. GPF (AS PER STATEMENT NO III)		6.00
				1935863755.88	ADVANCEMENTS PER STATEMENT NO III & VI		1753427810.90
				1836226594.36	STOCKY DEBITORS		1888179406.12
				73784.00	INTEREST ACCRUED BUT NOT RECEIVED		0.00
				0.00	REMITTANTS (NOT IN TRANSIT)		0.00
				256402912.70	INVESTMENT IN OTHER STATEMENT NO III & VI		25017608.70
				2315366414.94	CASH IN HAND		2390550895.56
				8286.30	BALANCE WITH BANK (ON LENDING LTD STD)		15442.30
				108904563.28			1574204835.89
19155344593.78	T O T A L		19872688081.21	19155344593.78	T O T A L		19872688081.21

Accounting policies and notes on Accounts as per Statement No - V

PAGE - 01/18

S. M. S.
FINANCIAL ADVISOR

Housing Commissioner

CHAIRMAN

As per our audit report of 31st March 2018
 For K. K. Bhatnagar & Co. Chartered Accountants
 Chartered Accountants
 108, Park Road, New Market, Lucknow
 (K. K. Bhatnagar)
 PARTNER

R A J A S T H A N H O U S I N G B O A R D

REVENUE ACCOUNT FOR THE YEAR 2017-18

COMPARATIVE FIGURES OF LAST YEAR 2016-017	P A R T I C U L A R S (E X P E N D I T U R E S)	DETAILS	AMOUNT (RUPEES)	COMPARATIVE FIGURES OF LAST YEAR 2016-017	P A R T I C U L A R S (R E C E I P T S)	DETAILS	AMOUNT (RUPEES)
77208622.00	TO PAY & ALLOWANCES		1150179235.94	0.00	BY GRANTS		0.00
4180067.28	(i) SALARIES	817671415.00		93608652.95	BY FEES, FINES & RETIREES		137198618.47
3112087.00	(ii) TRAVELLING ALLOWANCE	5206962.00		78993193.76	BY PENAL INTEREST ON LATE DEPOSITS		452394981.26
284125.00	(iii) MEDICAL ALLOWANCE	26664392.00		156271.00	BY SALE OF PLANS, TENDERS ETC.		2683281.88
2947894.00	(iv) LEAVE SALARY & PENSION CONTRIBUTION	2040277.00		0.00	BY LEAVE SALARY & PENSION CONTRIBUTION		0.00
500.00	(v) CONTRIBUTION TO EMPLOYEES P.F.	327046.00		741182.50	BY RECOVERY OF EXPENDITURES		547910.99
7121679.00	(vi) FEES & ALLOWANCES TO BOARD MEMBERS	0.00		499405.00	BY SALE OF APPLICATION FORMS ETC.		105254.00
58261513.00	(vii) OTHER ITEMS	141562292.94		642414471.67	BY SALE OF APPLICATION FORMS ETC.	773271705.07	
9138969.00	(viii) CONTRIBUTION TO EMPLOYEES PENSION FUND	161763441.00	11490524.95	642414471.67	BY INTEREST RECEIVED	773271705.07	
578614.00	(ix) OFFICE CONTINGENCES	7798345.46		94019850.13	LESS: AMOUNT TRANSFERRED TO NET REVENUE AC		
579325.00	(i) STATIONARY & PRINTING	6403213.46		572409463.70	BY OTHER RECEIPTS		110692605.70
42693079.00	(ii) P & T (Tel. + Postage)	623922.00			BY REVENUE DEFICIT		693093063.19
7015873.00	(iii) BOOKS & PERIODICALS	26228333.78			BY REVENUE DEFICIT (TRANSFERRED TO NET REVENUE AC)		
9152473.80	(iv) ADVERTISEMENT & PUBLICITY	5919858.18					
0.00	(v) LEGAL EXPENSES						
14143111.00	(vi) RENT INCLUDING LIGHT AND WATER CHARGES	8680916.84					
16234109.00	(a) OFFICE	0.00					
754084.00	(b) CHAIRMAN'S RESIDENCE	14976110.90					
85169.00	(vii) MAINTENANCE OF OFFICE BUILDING	14051528.50					
2676800.00	(viii) CONVEYANCE CHARGES	1369912.00					
975621.50	(ix) MAINTENANCE & RUNNING OF VEHICLES	1562843.80					
593067.00	(x) LIVERIES	5123276.00					
27821904.46	(xi) FEES TO AUDITORS	967185.00					
21441618.00	(xii) ENTERTAINMENT & HOSPITALITY	471296.46					
298237983.05	(xiii) REPAIR & MAINTENANCE OF FURNITURE & OTHER APPLIANCES	20723572.57					
276796345.05	(xiv) OTHER ITEMS	28134554.63					
1039697.00	INTEREST	15909383.93					
0.00	TO INTEREST PAID	-131773809.30					
23948939.00	LESS: AMOUNT CAPITALISED	0.00					
51235500.00	AMOUNT TRANSFERRED TO NET REVENUE AC	358475.50					
0.00	TO EXPENDITURE ON ISSUE OF DEBENTURES	0.00					
0.00	TO EXPENDITURE ON INVESTIGATION & RESEARCH	0.00					
0.00	TO MISC. EXP. CAPITALISED/WRITTEN OFF	286841447.88					
0.00	TO MISC. GRANTS	0.00					
0.00	TO LOSSES WRITTEN OFF	0.00					
0.00	TO SUSPENSE	0.00					
16709030.00	TO DEPRECIATION	13086795.35					
4229221.00	ON OFFICE BUILDING	3813709.00					
1614563.00	ON ASHOK UDYAN & TECHNOLOGY PARK	149515736					
28121.50	ON FURNITURE, FIXTURE, OFFICE EQUIPMENT & VEHICLES	25309.00					
23586935.50	ON CASTING YARD	20420970.71					
44880.00	TOTAL DEPRECIATION	36416.00					
1075319.00	ADD DEPRECIATION ON TOOLS & PLANTS	986995.42					
1120199.00	TOTAL	1023411.42					
0.00	LESS: EXPENDITURE CHARGED TO WORKS	0.00					
1120199.00	NET TOOLS & PLANTS	1023411.42					
34236438.50	ADMINISTRATIVE EXPENDITURE CAPITALISED	-184858340.91					
	TO REVENUE (NET REVENUE AC)						
841834319.04	(TRANSFERRED TO NET REVENUE AC)						
	T O T A L		1397965715.49				1397965715.49

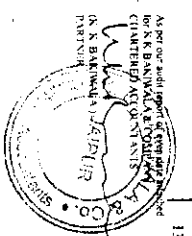
Accounting policies and notes on Accounts as per statement No - V

PAGE: FIFTH

S. S. SINGH
FINANCIAL ADVISOR

J. SINGH
CHAIRMAN

T. S. SINGH
CHAIRMAN



As per our audit report of 13th April 2018
for S. S. SINGH & CO. CHARTERED ACCOUNTANTS
IN S. S. SINGH & CO. CHARTERED ACCOUNTANTS
PARTNER

R A J A S T H A N H O U S I N G B O A R D

REVENUE ACCOUNT FOR THE YEAR 2017 - 18

COMPARATIVE FIGURES OF LAST YEAR 2016 - 017	P A R T I C U L A R S (E X P E N D I T U R E S)	DETAILS	AMOUNT (RUPEES)	COMPARATIVE FIGURES OF LAST YEAR 2016 - 017	P A R T I C U L A R S (R E C E I P T S)	DETAILS	AMOUNT (RUPEES)
72409463.70	TO BALANCE B/F FROM REVENUE ACCOUNT		69399063.19		BY BALANCE B/F FROM REVENUE ACCOUNT		
276796345.05	TO INTEREST PAID (TRANSFERRED FROM REVENUE ACCOUNT)		-13172809.30	642414471.67	BY INTEREST RECEIVED (TRANSFERRED FROM REVENUE ACCOUNT)		73271705.07
0.00	TO OTHER ITEMS TO BE SPECIFIED			0.00	BY OTHER ITEMS TO BE SPECIFIED		0.00
0.00	(i) TRANSFERRED TO CER	0.00					
0.00	(ii) EXPENDITURE ON BEAUFICATION OF CITIES	0.00					
0.00	(iii) REBATE IN COST OF HOUSES ON SALE	0.00					
0.00	(iv) PROVISION FOR PENSION FUND	0.00					
0.00	(v) PROVISION FOR I-TAX	0.00					
0.00	(vi) FB1	0.00					
	TOTAL		0.00				0.00
346801353.02	TO NET REVENUE SURPLUS (TRANSFERRED TO BALANCE SHEET)		211925431.18		BY NET DEFICIT (TRANSFERRED TO BALANCE SHEET)		
642414471.67	T O T A L		73271705.07	642414471.67	T O T A L		73271705.07


Accounting policies and notes on Accounts as per statement No - V

PLACE : JAPUR

[Signature]
FINANCIAL ADVISOR

[Signature]
HOUSING COMMISSIONER

[Signature]
CHAIRMAN




RAJASTHAN HOUSING BOARD, JAIPUR
STATEMENT NO. 1
STATEMENT OF LOAN AS ON 31st MARCH, 2018

93

DESCRIPTION OF LOAN	BALANCE OF LOAN AT THE END OF LAST YEAR 2016-2017	AMOUNT BORROWED DURING 2017-2018	RATE OF INTEREST	AMOUNT REPAID DURING 2017-2018	BALANCE OF LOAN AS ON 31.03.2018
<u>LOAN FROM BANKS</u>					
1 NATIONAL HOUSING	23386100.00	2011000.00	-	19189100.00	6208000.00
TOTAL	23386100.00	-	-	19189100.00	6208000.00


FINANCIAL ADVISOR


HOUSING COMMISSIONER


CHAIRMAN

R A J S T H A N H O U S I N G B O A R D

STATEMENT NO - 11
CAPITAL ACCOUNT AS ON 31st MARCH, 2018


Amt. in Rs.

(94)


S.NO	PARTICULARS	BALANCE OF LOANS UP TO LAST YEAR 2016-17	AMOUNT RECEIVED DURING THE YEAR 2017-18	AMOUNT REPAID DURING THE YEAR 2017-18	BALANCE OF LOAN AS ON 31st MARCH 2018
I	LOANS				
1	LOAN FROM STATE GOVERNMENT	0.00	0.00	0.00	0.00
2	LOAN FROM HUDCO	0.00	0.00	0.00	0.00
3	PUBLIC LOAN				
	a) SECURED DEBENTURES	0.00	0.00	0.00	0.00
	b) UNSECURED DEBENTURES	0.00	0.00	0.00	0.00
4	LOANS FROM BANKS	23386100.00	2011000.00	19189100.00	6208000.00
5	LOANS FROM LIC	0.00	0.00	0.00	0.00
6	OTHER LOANS	0.00	0.00	0.00	0.00
	TOTAL LOANS	23386100.00	2011000.00	19189100.00	6208000.00
II	GRANTS				0.00
III	SALE PROCEEDS				0.00
IV	WITHDRAWAL FROM INTERNAL RESOURCES				0.00
V	OTHER RECEIPTS OF CAPITAL A/C TO BE SPECIFIED IN DETAIL				0.00
	TOTAL (I TO V)	23386100.00	2935972009.76	2953150109.76	6208000.00
	LESS:				
	PROVISION FOR REPAYMENT OF CAPITAL (DEBENTURE REDEMPTION FUND)				0.00
	GRAND TOTAL	23386100.00	2935972009.76	2953150109.76	6208000.00

Accounting policies and notes on Accounts as per statement No-V

PLACE : JAIPUR
DATED : 16/10/2018


FINANCIAL ADVISOR &
CHIEF ACCOUNTS OFFICER

HOUSING COMMISSIONER



CHAIRMAN



R A J A S T H A N H O U S I N G B O A R D

STATEMENT NO - 11
CAPITAL ACCOUNT AS ON 31st MARCH, 2018

S.NO	PARTICULARS	NET EXPENDITURE UPTO LAST YEAR 2016-17	EXPENDITURE DURING THE YEAR 2017-18	SALES WRITTEN OFF DURING THE YEAR 2017-18	NET EXPENDITURE UPTO 31st MARCH 2018
EXPENDITURE ON CAPITAL WORKS					
i)	COST OF LAND	5908249695.50	16821443.00	0.00	5925071138.50
ii)	COST OF DEVELOPMENT	14386157947.81	744294083.14	0.00	15130452030.95
iii)	COST OF CONSTRUCTION	47173261932.85	803552993.00	0.00	47976814925.85
iv)	OTHER DIRECT CHARGES	2701368690.89	179211244.49	0.00	2880579935.38
v)	INDIRECT CHARGES	18920213321.00	447816886.82	0.00	19368030207.82
	TOTAL	89089251588.05	2191696650.45	0.00	91280948238.50
	LESS: SALES WRITTEN OFF			0.00	
	NET WORKS	77915342313.90	2838148706.70	0.00	80753491020.60
		11173909274.15	-84652056.25	0.00	10527457217.90
vi)	CONSTRUCTION OF OFFICE BUILDING	150430055.90	607645.00	15086795.35	135950905.55
vii)	ASHOK UDYAN AND TECHNOLOGY PARKS	38071862.00	130472.00	3813709.00	34388625.00
viii)	CONSTRUCTION OF CASTING YARD	253093.50	0.00	25309.00	227784.50
II	TOOLS AND PLANTS	6213736.00	732467.00	986995.42	5959207.58
III	FURNITURE, FIXTURES, OFFICE EQUIPMENTS & VEHICLES	11734148.78	1287932.82	1495157.36	11526924.24
IV	SUSPENSE				
i)	STOCK	53130784.33	19093.00	5750.00	53344127.33
ii)	PURCHASES	68368.27	0.00	0.00	68368.27
iii)	DEPARTMENTAL MANUFACTURING	0.00	0.00	0.00	0.00
iv)	SERVICE ADVANCES	15903824.00	50466500.00	4753183.00	61617141.00
v)	STORE ADVANCES	42116683.62	0.00	0.00	42116683.62
vi)	OTHER ADVANCES	1120244355.77	139013356.00	04639005.00	1154618706.77
	TOTAL SUSPENSE	1231664015.99	18949849.80	109397938.00	1311765026.99
V	MISCELLANEOUS EXPENDITURE CAPITALISED				

Accounting policies and notes on Accounts as per Statute No. A

By Mr. JAI PR
 DATE: 16/10/2018

3-24-25
 FINANCIAL ADVISOR &
 CHIEF ACCOUNTS OFFICER

HON. SINGH
 CHAIRMAN

CHAIRMAN

Am't. in Rs.

R A J A S T H A N H O U S I N G B O A R D

STATEMENT NO - 111

DEPOSITS, FUNDS, ADVANCES AND INVESTMENTS AS ON 31st MARCH, 2018

Amt. in Rs.

SNO	PARTICULARS	BALANCE UP TO LAST YEAR 2016-17	AMOUNT RECEIVED / ADJUSTED DURING THE YEAR 2017-18	AMOUNT PAID DURING THE YEAR 2017-18	BALANCE AS ON 31st MARCH 2018
III DEPOSITS					
1.	DEPOSIT OF CONTRACTORS	1056264182.56	195821217.00	436694432.00	815390967.56
	TOTAL-1	1056264182.56	195821217.00	436694432.00	815390967.56
2.	REGISTRATION DEPOSIT				
)	SPECIAL REGISTRATION DEPOSIT	0.00	4447129.00	73969124.59	0.00
)	GENERAL REGISTRATION DEPOSIT	1177034057.65			1107512862.06
)	REGISTRATION OF SHOPS	0.00			0.00
	TOTAL-2	1177034057.65	4447129.00	73969124.59	1107512862.06
3.	OTHER DEPOSIT				
)	HIRE PURCHASE DEPOSIT	3110066994.95	109174436.00	37408167.69	3181836210.26
)	MISCELLANEOUS DEPOSIT	3717999813.34	3108392440.41	2310253633.63	4516128620.12
)	SAVING DEPOSIT	0.00			0.00
	TOTAL-3	6828066755.29	3217566876.41	2341671801.32	7697964830.38
4.	DEPOSIT FOR WORKS	5060741.23		8470.00	5052271.23
	TOTAL-4	5060741.23	0.00	8470.00	5052271.23
5.	FUNDS	9066428956.73	3417638222.41	2858338772.91	962592031.23
)	PROVIDENT FUND / GENERAL PROVIDENT FUND	42076.00	94430405.00	94189522.00	198807.00
)	ANCILLARY SERVICE SCHEME FUND	396180185.59	38327064.00	5643152.00	428864087.59
)	DEBENTURE REDEMPTION FUND	0.00			0.00
)	MAINTENANCE RESERVE FUND	37350600.04			37350600.04
)	CONTINGENCY EQUALIZATION RESERVE FUND	2656873141.71	103839951.98	198870876.00	2561853217.69
	TOTAL-5	3090361851.34	236608420.98	238703566.00	3028269712.32
IV. ADVANCES					
)	ADVANCES BEARING INTEREST	847815.87	1509407.00	611171.00	7580189.87
)	ADVANCES NOT BEARING INTEREST	197238240.01	441763755.00	260226136.02	1745847621.03
	TOTAL-IV	195756355.88	443273252.00	260837807.02	1753427818.90
VIII.	INVESTMENTS	2315366414.94	0.00	75142580.62	239058895.56

Accounting policies and notes on Accounts as per statement No. V

PLACE JAIPUR
DATED 16/02/2018

FINANCIAL ADVISOR
CHIEF ACCOUNTS OFFICER

HOUSING COMMISSIONER

CHAIRMAN

(56)

RAJASTHAN HOUSING BOARD, JAIPUR
STATEMENT NO. IV

STATEMENT OF INVESTMENT AS ON 31st MARCH, 2018

57

S.NO.	TYPE OF INVESTMENT	DATE OF INVESTMENT	DATE OF MATURITY	AMOUNT OF INVESTMENT	DATE OF ENCASHMENT	PRINCIPAL AMOUNT OF ENCASHMENT	CLOSING BALANCE AS ON 31.03.2018
1	EQUITY SHARES OF RAVIL 200000 SHARES @ Rs. 10/- EACH AT PAR)	24.04.2003	-	2000000.00	-	-	2000000.00
	EQUITY SHARES OF RAVIL (49930 SHARES @ Rs. 10/- EACH AT PAR)	16.07.2012	-	499300.00	-	-	499300.00
2	EQUITY SHARES OF JMRC EQUITY SHARES OF JMRC	03.05.2012 01.07.2013	-	660000000.00 340000000.00	-	-	660000000.00 340000000.00
3	UTI MMF FUND	2016-17	-	6530164.47	-	-	6530164.47
4	UTI SPREAD FUND	2016-17	-	993733215.68	-	-	993733215.68
5	SBI ARBITRAGE FUND	2016-17	-	312603734.79	-	-	312603734.79
6	UTI MMF FUND	2017-18	-	55737262.05	-	-	55737262.05
7	SBI ARBITRAGE FUND	2017-18	-	19405318.57	-	-	19405318.57
	TOTAL			2390508995.56			2390508995.56


FINANCIAL ADVISOR


HOUSING COMMISSIONER


CHAIRMAN