

R A J A S T H A N H O U S I N G B O A R D

BALANCE SHEET AS ON 31st MARCH, 2019

COMPARATIVE FIGURES OF LAST YEAR 2017 - 18	LIABILITIES	DETAILS	AMOUNT (RUPEES)	COMPARATIVE FIGURES OF LAST YEAR 2017 - 18	ASSETS	DETAILS	AMOUNT (RUPEES)
6208000.00	CAPITAL LOAN (AS PER STATEMENT NO II CR)		1806000.00	11173909274.15	PROPERTIES (WORKS) B/F (2017-2018)	10527457217.90	
9625920331.23	DEPOSITS (AS PER STATEMENT NO II)		9718879739.27	2191696650.45	ADD : DURING THE YEAR	1306884514.28	
198807.00	EMPLOYEES P.F./GPF (AS PER STATEMENT NO II)		623813.00	2838148706.70	LESS: SALES WRITTEN OFF	1878189374.64	
428864087.59	ANCILLARY SERVICE SCHEME FUND (AS PER STATEMENT NO II)		420050226.59	10527457217.90	NET : PROPERTIES (AS PER STATEMENT NO II DR)	9956152358.54	9956152358.54
0.00	DEBENTURE REDEMPTION FUND (AS PER STATEMENT NO II)		0.00	150430055.90	OFFICE BUILDING B/F (2017-2018)	135950905.55	
37350600.04	MAINTENANCE RESERVE FUND (AS PER STATEMENT NO II)		37350600.04	607635.00	ADD : DURING THE YEAR	0.00	
2656873141.71	CONTINGENCIES EQUALIZATION RESERVE FUND	2561853217.69		15086795.35	LESS: DEPRECIATION	135950905.52	
103850951.98	ADD : DURING THE YEAR (CHARGED TO WORKS)	59706012.46		135950905.55	NET : OFFICE BUILDING (AS PER STATEMENT NO II DR)	122354815.03	122354815.03
198870876.00	LESS : C E R U T I S E D	304108262.00		38071862.00	ASHOK UDYAN AND TECHNOLOGY PARKS B/F (2017-2018)	34388625.00	
2561853217.69	NET : C E R (AS PER STATEMENT NO II)	2317450968.15	2317450968.15	130472.00	ADD : DURING THE YEAR	12146.00	
22262309.84	SUSPENSE		0.00	3813709.00	LESS: DEPRECIATION	3439469.80	
746916930.91	INTEREST DUE BUT NOT PAID		738599823.91	34388625.00	NET : ASHOK UDYAN AND TECHNOLOGY PARKS (AS PER STATEMENT NO II DR)	30961301.20	30961301.20
0.00	LIABILITY FOR PENSION FUND		0.00	253093.50	CONSTRUCTION OF CASTING YARDS B/F (2017-2018)	227784.50	
0.00	LIABILITY FOR INCOME TAX		0.00	0.00	ADD : DURING THE YEAR	0.00	
0.00	LIABILITY FOR FBT		0.00	25309.00	LESS : DEPRECIATION	22778.43	
	UNLIQUIDATED LIABILITIES (UP TO 2017-2018)			227784.50	NET : CASTING YARDS (AS PER STATEMENT NO II DR)	205006.05	205006.05
1890000.00	PAY & ALLOWANCES	1890000.00		6212716.00	TOOLS AND PLANTS B/F (2017-2018)	5959207.58	
687400.00	AUDIT FEES	2379400.00		732467.00	ADD : DURING THE YEAR	0.00	
0.00	OTHERS	0.00		986995.42	LESS: DEPRECIATION	893881.14	
	UNLIQUIDATED LIABILITIES (2018 - 2019)			5959207.58	NET : TOOLS & PLANTS (AS PER STATEMENT NO II DR)	5065326.44	5065326.44
57481000.00	PAY & ALLOWANCES	16000000.00		11734148.78	FURNITURE, FIXTURES, OFFICE EQUIPMENTS & VEHICLES B/F (2017-2018)	11526924.24	
4052000.00	AUDIT FEES	1380600.00		1287932.82	ADD : DURING THE YEAR	18237233.16	
0.00	OTHERS	0.00		1495157.36	LESS: DEPRECIATION	4500260.89	
64110400.00	TOTAL UNLIQUIDATED LIABILITIES	21650000.00	21650000.00	11526924.24	NET : FURNITURE, FIXTURES, OFFICE EQUIPMENTS & VEHICLES (AS PER STATEMENT NO II DR)	25263896.51	25263896.51
6167050945.75	REVENUE SURPLUS B/F (2017-2018)	6379003396.93		1231664015.99	SUSPENSE "WORKS" (2017-2018)	1311765026.99	
0.00	LESS: INCOME TAX	0.00		189498949.00	ADD : DURING THE YEAR	138801581.74	
211952451.18	ADD : REVENUE SURPLUS B/F (2018-2019) (TRANSFERRED FROM NET REVENUE A/C)	121618267.74	6500621664.67	109397938.00	LESS: ADJUSTED DURING THE YEAR	72964250.30	
				1311765026.99	NET : SUSPENSES WORKS (AS PER STATEMENT NO II DR)	1377602358.43	1377602358.43
				0.00	MISC. EXPENSES CAPITALISED B/F (2017-2018)	0.00	
				0.00	LESS : TRANSFERRED TO REVENUE A/C	0.00	
				0.00	NET : MISC. EXPENSES CAPITALISED	0.00	0.00
				0.00	EMPLOYEES P.F./GPF (AS PER STATEMENT NO II)		0.00
				1753427810.90	ADVANCES (AS PER STATEMENT NO II)		803527081.17
				8868179306.12	SUNDRY DEBTORS (HIRE PURCHASE INSTALLMENTS INCLUDING INTEREST)		2139394492.64
				0.00	INTEREST ACCRUED BUT NOT RECEIVED		0.00
				0.00	SUSPENSE		1171463833.07
				259075698.70	REMITTANCES TO FUNDS IN TRANSIT		502664698.70
				390508995.56	INVESTMENT (AS PER STATEMENT NO II & IV)		2455246851.42
				15642.30	CASH IN HAND	15246.30	
				1574204835.89	BALANCES WITH BANK (INCLUDING E.D.SHD)	1217114580.17	1217129816.43
19872688081.23	T O T A L		1987013835.63	19872688081.23	T O T A L		1987032835.63

Accounting policies and notes on Accounts as per statement No - V

PLACE TAPE

(Signature)
FINANCIAL ADVISOR &
CHIEF ACCOUNTS OFFICER

(Signature)
HOUSING COMMISSIONER

(Signature)
CHAIRMAN



R A J A S T H A N H O U S I N G B O A R D

REVENUE ACCOUNT FOR THE YEAR 2018 - 19

COMPARATIVE FIGURES OF LAST YEAR 2017 - 18	PARTICULARS (EXPENDITURES)	DETAILS	AMOUNT (RUPEES)	COMPARATIVE FIGURES OF LAST YEAR 2017 - 18	PARTICULARS (RECEIPTS)	DETAILS	AMOUNT (RUPEES)
	TO PAY & ALLOWANCES		1108729318.48	0.00	BY GRANTS		0.00
817671415.00	(I) SALARIES	849224915.00		137198618.47	BY FEES, FINES & FORFEITURES		82866476.34
5206962.00	(II) TRAVELLING ALLOWANCE	6525093.16		452394981.26	BY PENAL INTEREST ON LATE DEPOSITS		44931127.80
26664392.00	(III) MEDICAL ALLOWANCE	37900135.88		2683281.88	BY SALE OF PLANS, TENDERS ETC.		2398332.00
2040277.00	(IV) LEAVE SALARY & PENSION CONTRIBUTION	2017774.00		0.00	BY LEAVE SALARY & PENSION CONTRIBUTION		0.00
3270446.00	(V) CONTRIBUTION TO EMPLOYEES'S P.F.	4813444.00		547910.99	BY RECOVERY OF EXPENDITURES		692768.00
0.00	(VI) FEES & ALLOWANCES TO BOARD MEMBERS	0.00		1855254.00	BY SALE OF APPLICATION FORMS ETC		576282.00
141562292.94	(VII) OTHER ITEMS	48404758.44		773271705.07	BY INTEREST RECEIVED	759767495.06	
161763441.00	(VIII) CONTRIBUTION TO EMPLOYEES PENSION FUND	167843198.00		773271705.07	LESS: AMOUNT TRANSFERRED TO NET REVENUE A/C	759767495.06	
	TO OFFICE CONTINGENCIES		148681920.87				
7798545.46	(I) STATIONARY & PRINTING	6042817.64		110692605.70	BY OTHER RECEIPTS		96216635.57
6483213.46	(II) P & T (Tel. + Postage) (2239176.99 + 3080484.28)	5319661.27		693093063.19	BY REVENUE DEFICIT (TRANSFERRED TO NET REVENUE A/C)		940430804.66
623932.00	(III) BOOKS & PERIODICALS	716399.00					
26228333.78	(IV) ADVERTISEMENT & PUBLICITY	37176856.36					
5919858.18	(V) LEGAL EXPENSES	8449237.62					
	(VI) RENT INCLUDING LIGHT AND WATER CHARGES						
8680916.84	(a) OFFICE	7956997.00					
0.00	(b) CHAIRMAN'S RESIDENCE	0.00					
14976110.90	(VII) MAINTENANCE OF OFFICE BUILDING	15131656.00					
14051528.50	(VIII) CONVEYANCE CHARGES	14584069.00					
1369912.00	(IX) MAINTENANCE & RUNNING OF VEHICLES	1451379.58					
1562843.80	(X) LIVERIES	1583520.40					
5123276.80	(XI) FEES TO AUDITORS	1370600.00					
967185.00	(XII) ENTERTAINMENT & HOSPITALITY 34568.00 + 1056519.00)	1091087.00					
471296.46	(XIII) REPAIR & MAINTENANCE OF FURNITURE & OTHER APPLIANCES	1638827.72					
20723572.57	(XIV) OTHER ITEMS	46470912.28					
	INTEREST						
28134554.63	TO INTEREST PAID	94175508.00					
159908363.93	LESS: AMOUNT CAPITALISED	96457085.34					
-131773809.30	AMOUNT TRANSFERRED TO NET REVENUE A/C	-2281577.34					
0.00	TO EXPENDITURE ON ISSUE OF DEBENTURES		0.00				
358475.50	TO EXPENDITURE ON INVESTIGATION & RESEARCH		343544.00				
0.80	TO MISC. EXP. CAPITALISED/WITTEN OFF		0.00				
286841447.88	TO MISC. GRANTS		0.00				
0.00	TO LOSSES WRITTEN OFF		0.00				
0.00	TO SUSPENSE		0.00				
	TO DEPRECIATION						
15086795.35	ON OFFICE BUILDING	13598090.52					
3813709.00	ON ASHOK UDYAN & TECHNOLOGY PARK	3439469.80					
1495157.36	ON FURNITURE, FIXTURE, OFFICE EQUIPMENT & VEHICLES	4500260.89					
25309.00	ON CASTING YARD	22778.45					
20420970.71	TOTAL: DEPRECIATION	21557599.66	21557599.66				
36416.00	TO MAINTENANCE & REPAIRS OF TOOLS & PLANTS	39848.00					
986995.42	ADD: DEPRECIATION ON TOOLS & PLANTS	893881.14					
1023411.42	TOTAL	933729.14					
0.00	LESS: EXPENDITURE CHARGED TO WORKS	0.00					
1023411.42	NET TOOLS & PLANTS	933729.14	933729.14				
-184058340.91	ADMINISTRATIVE EXPENDITURE CAPITALISED		-112435785.78				
	TO REVENUE SURPLUS(GROSS) (TRANSFERRED TO NET REVENUE A/C)						
1397665715.49	T O T A L		1168112426.37	1397665715.49	T O T A L		1168112426.37

Accounting policies and notes on Accounts as per statement No - V

PLACE: JAIPUR

S. M. S.
FINANCIAL ADVISOR &
CHIEF ACCOUNTS OFFICER

AK
PRESIDENT

2
CHAIRMAN

As per audit report of even date attached
for K. K. BARIWALA & CO
CHARTERED ACCOUNTANTS
K. K. BARIWALA
PARTNER

R A J A S T H A N H O U S I N G B O A R D
NET REVENUE ACCOUNT FOR THE YEAR 2018 - 19

COMPARATIVE FIGURES OF LAST YEAR 2017 - 18	P A R T I C U L A R S (E X P E N D I T U R E S)	D E T A I L S	A M O U N T (R U P E E S)	COMPARATIVE FIGURES OF LAST YEAR 2017 - 18	P A R T I C U L A R S (R E C E I P T S)	D E T A I L S	A M O U N T (R U P E E S)
693093063.19	TO BALANCE B/F FROM REVENUE ACCOUNT		940430804.66		BY BALANCE B/F FROM REVENUE ACCOUNT		
-131773809.30	TO INTEREST PAID (TRANSFERRED FROM REVENUE ACCOUNT)		2281577.34	773271705.07	BY INTEREST RECEIVED (TRANSFERRED FROM REVENUE ACCOUNT)		759767495.06
	TO OTHER ITEMS TO BE SPECIFIED			0.00	BY OTHER ITEMS TO BE SPECIFIED		0.00
0.00	(i) TRANSFERRED TO CER	0.00					
0.00	(ii) EXPENDITURE ON BEAUTIFICATION OF CITIES	0.00					
0.00	(iii) REBATE IN COST OF HOUSES ON SALE	0.00					
0.00	(iv) PROVISION FOR PENSION FUND	0.00					
0.00	(v) PROVISION FOR I-TAX	0.00		0.00	BY CER UTILISED		300000000.00
0.00	(vi) FBT	0.00					
0.00	TOTAL	0.00	0.00		BY NET DEFICIT (TRANSFERRED TO BALANCE SHEET)		
211952451.18	TO NET REVENUE SURPLUS (TRANSFERRED TO BALANCE SHEET)		121618267.74				
773271705.07	T O T A L		1059767495.06	773271705.07	T O T A L		1059767495.06


Accounting policies and notes on Accounts as per statement No - V


PLACE : JAIPUR


 FINANCIAL ADVISOR &
 CHIEF ACCOUNTS OFFICER


 HOUSING COMMISSIONER

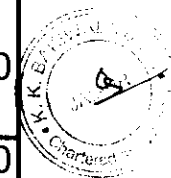

 CHAIRMAN

As per our audit report of even date attached.
 for K K BAKIWALA & CO
 CHARTERED ACCOUNTANTS

 (K K BAKIWALA)
 PARTNER



RAJASTHAN HOUSING BOARD, JAIPUR
STATEMENT NO. I
STATEMENT OF LOAN AS ON 31st MARCH, 2019

S.NO.	DESCRIPTION OF LOAN	BALANCE OF LOAN AT THE END OF LAST YEAR 2017-2018	AMOUNT BORROWED DURING 2018-2019	RATE OF INTEREST	AMOUNT REPAID DURING 2018-2019	BALANCE OF LOAN AS ON 31.03.2019
V) 1	<u>LOAN FROM BANKS</u> NATIONAL HOUSING	6208000.00	0.00	-	4402000.00	1806000.00
	TOTAL	6208000.00	-	-	4402000.00	1806000.00



[Signature]
FINANCIAL ADVISOR

[Signature]
HOUSING COMMISSIONER

[Signature]
CHAIRMAN


R A J A S T H A N H O U S I N G B O A R D

STATEMENT NO - II CAPITAL ACCOUNT AS ON 31st MARCH, 2019

CREDIT

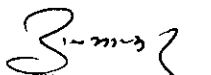
Amt. in Rs.

S.NO	PARTICULARS	BALANCE OF LOANS UP TO LAST YEAR 2017-18	AMOUNT RECEIVED DURING THE YEAR 2018-19	AMOUNT REPAID DURING THE YEAR 2018-19	BALANCE OF LOAN AS ON 31st MARCH 2019
I	LOANS				
1	LOAN FROM STATE GOVERNMENT	0.00	6339.00	6339.00	0.00
2	LOAN FROM HUDCO	0.00	0.00	0.00	0.00
3	PUBLIC LOAN				
a)	SECURED DEBENTURES	0.00	0.00	0.00	0.00
b)	UNSECURED DEBENTURES	0.00	0.00	0.00	0.00
4	LOANS FROM BANKS	6208000.00	0.00	4402000.00	1806000.00
5	LOANS FROM LIC	0.00	0.00	0.00	0.00
6	OTHER LOANS	0.00	0.00	0.00	0.00
	TOTAL LOANS	6208000.00	6339.00	4408339.00	1806000.00
II	GRANTS				0.00
III	SALE PROCEEDS				0.00
IV	WITHDRAWAL FROM INTERNAL RESOURCES				0.00
V	OTHER RECEIPTS OF CAPITAL A/C TO BE SPECIFIED IN DETAIL				0.00
	TOTAL (I TO V)	6208000.00	1878195713.64	1882597713.64	1806000.00
	LESS :				
	PROVISION FOR REPAYMENT OF CAPITAL (DEBENTURE REDEMPTION FUND)				0.00
	GRAND TOTAL	6208000.00	1878195713.64	1882597713.64	1806000.00



Accounting policies and notes on Accounts as per statement No.-V

PLACE : JAIPUR
DATED : 24/10/2019


FINANCIAL ADVISOR &
CHIEF ACCOUNTS OFFICER


HOUSING COMMISSIONER


CHAIRMAN

R A J A S T H A N H O U S I N G B O A R D

STATEMENT NO - II

CAPITAL ACCOUNT AS ON 31st MARCH, 2019

Amt. in Rs.

DEBIT

S.NO	PARTICULARS	NET EXPENDITURE UPTO LAST YEAR 2017-18	EXPENDITURE DURING THE YEAR 2018-19	SALES WRITTEN OFF DURING THE YEAR 2018-19	NET EXPENDITURE UPTO 31st MARCH 2019
I.	<u>EXPENDITURE ON CAPITAL WORKS</u>				
	i) COST OF LAND	5925071138.50	29694864.00	0.00	5954766002.50
	ii) COST OF DEVELOPMENT	15130452030.95	644042920.10	0.00	15774494951.05
	iii) COST OF CONSTRUCTION	47976814925.85	168892996.60	0.00	48145707922.45
	iv) OTHER DIRECT CHARGES	2880579935.38	195745651.00	0.00	3076325586.38
	v) INDIRECT CHARGES	19368030207.82	268508083.58	0.00	19636538291.40
	TOTAL	91280948238.50	1306884515.28	0.00	92587832753.78
	LESS :				
	SALES WRITTEN OFF	80753491020.60	1878189374.64	0.00	82631680395.24
	NET WORKS	10527457217.90	-571304859.36	0.00	9956152358.54
	vi) CONSTRUCTION OF OFFICE BUILDING	135950905.55	0.00	13595090.52	122355815.03
	vii) ASHOK UDYAN AND TECHNOLOGY PARKS	34388625.00	12146.00	3439469.80	30961301.20
	viii) CONSTRUCTION OF CASTING YARD	227784.50	0.00	22778.45	205006.05
II.	TOOLS AND PLANTS	5959207.58	0.00	893881.14	5065326.44
III.	FURNITURE ,FIXTURES ,OFFICE EQUIPMENTS &VEHICLES	11526924.24	18237233.16	4500260.89	25263896.51
IV.	<u>SUSPENSE</u>				
	i) STOCK	53344127.33	1528369.00	3795744.00	51076752.33
	ii) PURCHASES	68368.27	0.00	0.00	68368.27
	iii) DEPARTMENTAL MANUFACTURING	0.00	0.00	0.00	0.00
	iv) SERVICE ADVANCES	61617141.00	387857.14	10453426.00	51551572.14
	v) STORE ADVANCES	42116683.62	0.00	64.00	42116619.62
	vi) OTHER ADVANCES	1154618706.77	136885355.60	58715016.30	1232789046.07
	TOTAL SUSPENSE	1311765026.99	138801581.74	72964250.30	1377602358.43
V.	MISCELLANEOUS EXPENDITURE CAPITALISED				

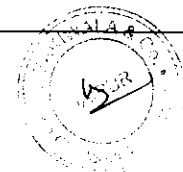
Accounting policies and notes on Accounts as per statement No.-V

PLACE JAIPUR
DATED : 24/10/2019

31-10-19
FINANCIAL ADVISOR &
CHIEF ACCOUNTS OFFICER

[Signature]
HOUSING COMMISSIONER

[Signature]
CHAIRMAN



R A J A S T H A N H O U S I N G B O A R D

STATEMENT NO - III

DEPOSITS, FUNDS, ADVANCES AND INVESTMENTS AS ON 31st MARCH, 2019

Amt. in Rs.

S.NO	PARTICULARS	BALANCE UP TO LAST YEAR 2017-18	AMOUNT RECEIVED / ADJUSTED DURING THE YEAR 2018-19	AMOUNT PAID DURING THE YEAR 2018-19	BALANCE AS ON 31st MARCH 2019
III	DEPOSITS				
1.	DEPOSIT OF CONTRACTORS	815390967.56	100477873.00	252966988.56	662901852.00
	TOTAL-1	815390967.56	100477873.88	252966988.56	662901852.00
2.	REGISTRATION DEPOSIT				
)	SPECIAL REGISTRATION DEPOSIT	0.00			0.00
)	GENERAL REGISTRATION DEPOSIT	1107512262.06	1257016.71	59853093.00	1048916185.77
)	REGISTRATION OF SHOPS	0.00			0.00
	TOTAL-2	1187512262.06	1257016.71	59853093.08	1848916185.77
3.	OTHER DEPOSIT				
)	HIRE PURCHASE DEPOSIT	3181836210.26	35159467.04	25543151.00	3191452526.30
)	MISCELLANEOUS DEPOSIT	4516128620.12	1616828699.13	1321401615.28	4811555703.97
)	SAVING DEPOSIT	0.00			0.00
	TOTAL-3	7697964830.38	1651988166.17	1346944766.28	8803808230.27
4.	DEPOSIT FOR WORKS	5052271.23	134518.00	1133318.00	4053471.23
	TOTAL-4	5852271.23	134518.00	1133318.88	4853471.23
	TOTAL DEPOSIT	9625928331.23	1753857573.88	1668898165.84	9718879739.27
5.	FUNDS				
)	PROVIDENT FUND / GENERAL PROVIDENT FUND	198807.00	144931356.00	144506350.00	623813.00
)	ANCILLARY SERVICE SCHEME FUND	428864087.59	42170006.00	983867.08	470050226.59
)	DEBENTURE REDEMPTION FUND	0.00			0.00
)	MAINTENANCE RESERVE FUND	37150600.04			37350600.04
)	CONTINGENCY EQUALIZATION RESERVE FUND	2561853217.69	59706012.46	304108262.00	2317450968.15
	TOTAL-5	3028266712.32	246887374.46	449598479.88	2825475687.78
IV.	ADVANCES				
)	ADVANCES BEARING INTEREST	7580189.87	904278.00	621561.00	7297472.87
)	ADVANCES NOT BEARING INTEREST	1745847621.03	1232771513.00	283153500.27	796229608.30
	TOTAL-IV	1753427818.90	1233675791.88	283775861.27	803527881.17
VII.	INVESTMENTS	2390508995.56	5244.88	64743099.86	2455246851.42


Accounting policies and notes on Accounts as per statement No.-V

PLACE : JAIPUR
DATED : 24/10/2019

(Signature)
FINANCIAL ADVISOR &
CHIEF ACCOUNTS OFFICER


(Signature)
HOUSING COMMISSIONER

(Signature)
CHAIRMAN



RAJASTHAN HOUSING BOARD, JAIPUR
STATEMENT NO. IV
STATEMENT OF INVESTMENT AS ON 31st MARCH, 2019

S.NO.	TYPE OF INVESTMENT	DATE OF INVESTMENT	DATE OF MATURITY	AMOUNT OF INVESTMENT	DATE OF ENCASHMENT	PRINCIPAL AMOUNT OF ENCASHMENT	CLOSING BALANCE AS ON 31.03.2019
1	<u>EQUITY SHARES OF RAVIL</u> (200000 SHARES @ Rs. 10/- EACH AT PAR)	24.04.2003	-	2000000.00	-	-	2000000.00
	<u>EQUITY SHARES OF RAVIL</u> (49930 SHARES @ Rs. 10/- EACH AT PAR)	16.07.2012	-	499300.00	-	-	499300.00
2	<u>EQUITY SHARES OF JMRC</u>	03.05.2012	-	660000000.00	-	-	660000000.00
	<u>EQUITY SHARES OF JMRC</u>	01.07.2013	-	340000000.00	-	-	340000000.00
3	<u>UTI MMF FUND</u>	2016-17	-	6530164.47	-	-	6530164.47
4	<u>UTI SPREAD FUND</u>	2016-17	-	993733215.68	-	-	993733215.68
5	<u>SBI ARBITRAGE FUND</u>	2016-17	-	312603734.79	-	-	312603734.79
6	<u>UTI MMF FUND</u>	2017-18	-	102300605.54	-	-	102300605.54
7	<u>SBI ARBITRAGE FUND</u>	2017-18	-	37579830.94	-	-	37579830.94
	TOTAL			2455246851.42	-	-	2455246851.42


FINANCIAL ADVISOR


HOUSING COMMISSIONER


CHAIRMAN

