


ROAD 24.0M WIDE



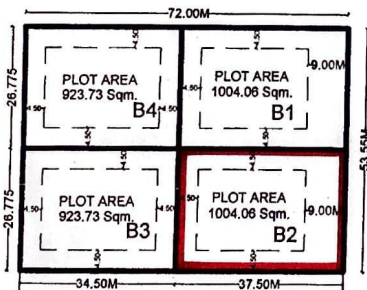
COMMERCIAL PLOT-A

ROAD 24.0M WIDE



ROAD 24.0M WIDE

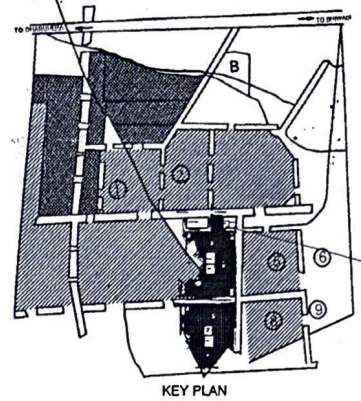
ROAD 24.0M WIDE



ROAD 30.0M WIDE

ROAD 45.0M WIDE

R.H.B SCHEME SECT.-4&7



TOTAL PLOT AREA = 3855.60 SQM.

COMMERCIAL PLOT - B1

PLOT AREA = 1004.06 SQM.

SET BACK :-

FRONT-I = 9.00 M.
FRONT-II = 4.50 M.
SIDE-I = 4.50 M.
SIDE-II = 4.50 M.

COMMERCIAL PLOT - B2

PLOT AREA = 1004.06 SQM.

SET BACK :-

FRONT = 9.00 M.
SIDE-I = 4.50 M.
SIDE-II = 4.50 M.
REAR = 4.50 M.

COMMERCIAL PLOT - B3

PLOT AREA = 923.73 SQM.

SET BACK :-

FRONT = 4.50 M.
SIDE-I = 4.50 M.
SIDE-II = 4.50 M.
REAR = 4.50 M.

COMMERCIAL PLOT - B4

PLOT AREA = 923.73 SQM.

SET BACK :-

FRONT-I = 4.50 M.
FRONT-II = 4.50 M.
SIDE-I = 4.50 M.
SIDE-II = 4.50 M.

OTHERS PARAMETERS AS PER UNIFIED BUILDING BYELAWS 2017

ALL DIMENSIONS ARE IN METERS



REVISED SITE PLAN OF COMMERCIAL PLOT B1;B2, B3 & B4 IN SECTOR - 4 AT BHIWADI

DRG.NO. RHB/HQ/2020/55

SCALE :-

DATE:- 04-11-2020

FILE NO. :-

DEALT BY :- S.R.TANWAR

CHECKED BY :-

Sb
10/11/20
(K.SHEIKH)
ASSISTANT TOWN PLANNER

Sa
10/11/20
(SANT SARAN)
DEPUTY TOWN PLANNER

Am
10/11/20
(ANIL MATHUR)
ADD.CHEIF TOWN PLANNER

RAJASTHAN HOUSING BOARD